

Presentation to Fixed Income Investors

Munich, March 2020



Banking that matters.



Agenda

- 1 HypoVereinsbank at a glance**
- 2 Update on latest results
- 3 Funding
- 4 Cover pool
- 5 Annex
- 6 Contacts




150 Years – from Bayerische Vereinsbank to UniCredit Bank AG



HypoVereinsbank at a glance

Founded in 1869 as “Bayerische Vereinsbank AG” the business was started in Munich, Bavaria



Headquarter of the Bayerische Vereinsbank in 1884

Since 2016 the HVB Tower has become Headquarter of the UniCredit Bank AG



Part of a simple successful Pan European UniCredit, HypoVereinsbank has an excellent market position in the strong German economy

1 2 3 4 5 6

HypoVereinsbank at a glance

Excellent market position

Top 3 German private bank¹

Strong operating performance

EUR 1,361 m profit before tax (FY2019)

Excellent leverage ratio

4.3% (fully loaded, FY2019)

Outstanding capital ratio

17.5% (CET1 fully loaded, FY2019)

Strong balance sheet

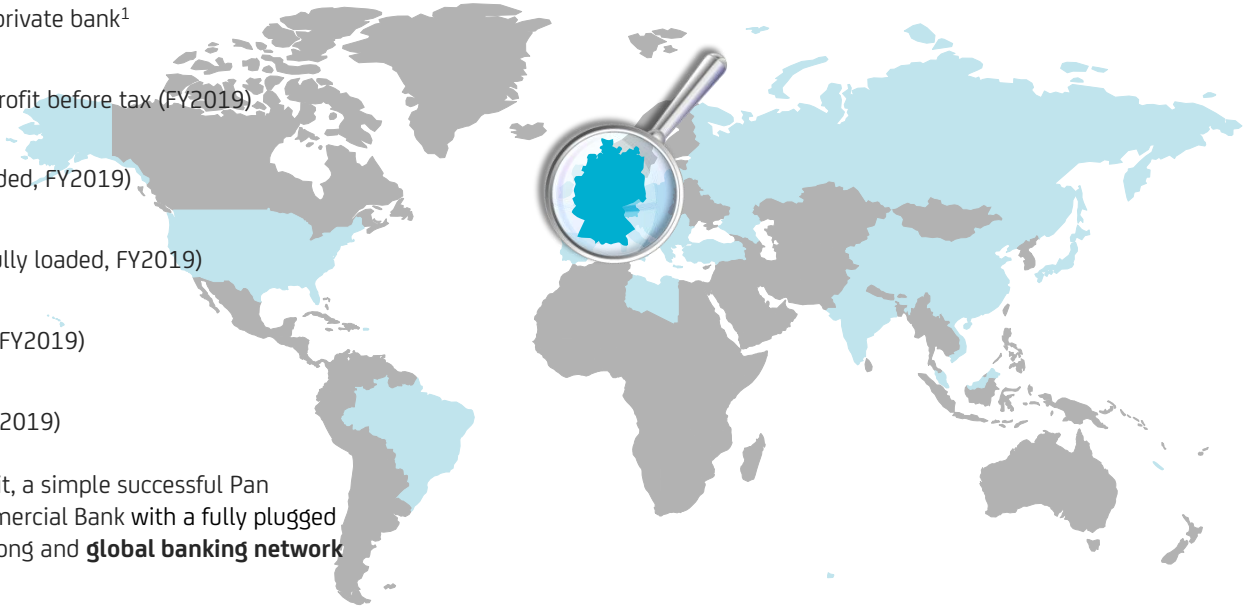
EUR 303.6 bn (FY2019)

Highly qualified workforce

12,194 FTE (FY2019)

Member of UniCredit Group

Part of UniCredit, a simple successful Pan European Commercial Bank with a fully plugged in CIB and a strong and **global banking network**



General remark Unless stated otherwise "HypoVereinsbank" refers to UniCredit Bank AG and its subsidiaries in this document

¹HypoVereinsbank ranked as top 3 German private bank. Peer group "Bankengruppe der Großbanken" as defined by Deutsche Bundesbank. Based on Total Assets as of FY2019



Resilient business model: Well balanced with access to a wide range of national and international clients



Commercial Banking

- **Corporate**
The “go to” bank for the German Mittelstand
- **Retail**
First mover in modernization of branch network with extended digital services
- **Private Banking & Wealth Management**
Solid market position in growing German market

Corporate & Investment Banking

International competence centre for UniCredit S.p.A. and fully plugged into Commercial Banking

- **Financing & Advisory (F&A)**
Access to leading capital raising & financing solutions
- **Markets**
Top class solutions across multiple asset classes & channels
- **Global Transaction Banking (GTB)**
Best-in-class cash management, export, trade and supply chain finance as well as securities services

#2 Private sector lender for German mid caps¹

Best bank for German mid cap²

#2 All German syndicated loans:
12.6% market share⁴

#2 German corporate loans:
14.3% market share⁴

Private Banking: Summa cum laude³

#1 All German bonds in EUR:
10.2% market share⁴

¹Source: Internal analysis, ²Source: Focus Money survey, 10/08/2016, ³Source: Handelsblatt Elite Report 2017, ⁴Source: Dealogic, 1 Oct 2019



Agenda

- 1 HypoVereinsbank at a glance
- 2 Update on latest results**
- 3 Funding
- 4 Cover pool
- 5 Annex
- 6 Contacts



HypoVereinsbank with positive business performance in the extremely challenging market environment in 2019

1 2 3 4 5 6

Update on latest results

	31/12/2018	31/12/2019	Δ
Profitability	Operating income	EUR 4,962 m	EUR 4,827 m ↓ -2.7%
	Operating costs	EUR -3,015 m	EUR -3,156 m ↑ +4.7%
	Operating profit	EUR 1,947 m	EUR 1,671 m ↓ -14.2%
	Net write-down of loans and provisions for guarantees and commitments	EUR -16 m	EUR -115 m ↓ -
	Net operating profit	EUR 1,931 m	EUR 1,556 m ↓ -19.4%
	Profit before tax ¹	EUR 736 m	EUR 1,361 m ↑ +84.9%
Balance sheet	Total assets	EUR 287 bn	EUR 303.6 bn ↑ +5.8%
	Shareholders' equity	EUR 18.3 bn	EUR 18.9 bn ↑ +3.3%
	Leverage ratio (Basel III, fully loaded)	4.9%	4.3% ↓ -
Regulatory ratios	Common Equity Tier 1 ratio (fully loaded)	19.9%	17.5% ↓ -240bp
	Risk weighted assets (including equivalents for market risk and operational risk)	EUR 82.6 bn	EUR 85.5 bn ↑ +3.5%
	Liquidity Coverage Ratio (LCR)	>100%	>100% → -

¹Increase mainly due to a positive effect out of a termination of provisions



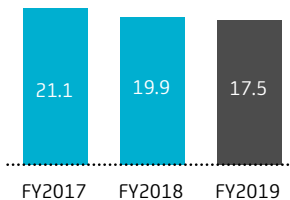
Healthy balance sheet provides sound base for sustainable growth and business continuity

1 2 3 4 5 6

Update on latest results

Capital (CET1 fully loaded)

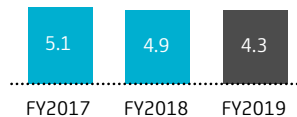
in %



- Continuously excellent capital base by both national and international standards.

Leverage ratio (Basel III, fully loaded)

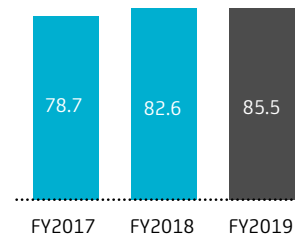
in %



- The leverage ratio decreased over the last 2 years.

Risk-weighted assets¹

in EUR bn



The total risk-weighted assets determined in accordance with Basel III requirements amounted to EUR 85.5 billion at year-end 2019 and were thus EUR 2.9 billion higher than year-end 2018 and EUR 6.8 billion higher than year-end 2017.

¹Including equivalents for market risk and operational risk



Agenda

- ① HypoVereinsbank at a glance
- ② Update on latest results
- ③ **Funding**
- ④ Cover pool
- ⑤ Annex
- ⑥ Contacts



Well diversified and centrally coordinated funding and liquidity profile

1 2 3 4 5 6

Funding



Western Europe

CEE Banks
(10 CEE countries¹)

- ✓ **UniCredit SpA** acts as the Group **Holding** as well as the Italian operating bank and is the **TLAC/MREL issuer** under Single-Point-of-Entry (SPE)
- ✓ **Coordinated Group-wide funding and liquidity management** to optimise market access and funding costs
- ✓ **Diversified by geography and funding sources**
- ✓ **All Group Legal Entities to become self-funded** by progressively minimising intragroup exposures

¹Bosnia and Herzegovina, Bulgaria, Croatia, Czech Republic, Hungary, Romania, Russia, Slovakia, Slovenia, Serbia



HypoVereinsbank: Funding and liquidity management

1 2 3 4 5 6

Funding

- **UniCredit Bank AG**, as the German subsidiary of UniCredit SpA, manages its liquidity and funding on the base of the policies of the Group, exploiting the opportunity to leverage on its unique funding base, also geographical, with a solid mix of instruments.
- The activities are **coordinated Group wide** and are based on a **common framework**, to **optimise market access and funding costs**
- The funding strategy aims at:
 - Covering the bank's needs at limited cost
 - Limiting the maturity mismatch between assets and liabilities
 - Optimising the projected cash flows

UniCredit Bank AG is **active as Issuer** in the following instruments:

- Mortgage and public covered bonds ("Pfandbriefe")
- Private placements
- Retail issues
- Registered notes secured and unsecured
- French CD

A leading Pfandbrief issuer: EUR 21.1bn¹ Covered bonds outstanding

- 86% mortgage covered bonds
- 14% public sector covered bonds

Funding as of 31/03/2020:

- Nearly 66% of the outstanding wholesale funding is issued in covered bonds
- Senior unsecured funding mainly in structured format

¹Figure as of 31/12/2019 (net volume)



HypoVereinsbank's funding mix: Sustainable, diversified and risk adjusted

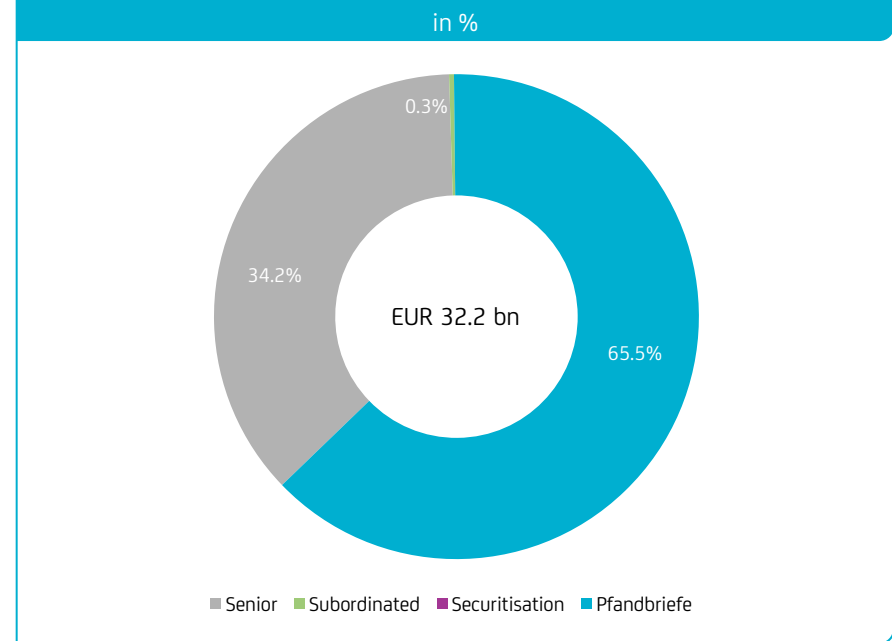
1 2 3 4 5 6

Funding

Strict three-pillar funding strategy¹:

- **Sustainability**
 - Solid medium/long term funding with constant presence on the debt capital market
 - Declining outstanding issuance volume within a sound balance sheet structure (2010: >EUR 62bn; 1Q/2020: EUR 32.2bn)
- **Diversification**
 - Diversification and activity in all channels to avoid concentration risk especially with regard to seniors
 - Covered bonds ("Pfandbriefe") as important source of funding due to cost-efficiency, first-class credit quality and high degree of safety for investors
- **Risk Management**
 - Maturity diversification to avoid concentration risk

Split of outstanding issuance¹ by instrument type



¹ Figures as of 31/03/2020, Net volume of senior, subordinated and covered bonds "Pfandbriefe" and securitizations of UniCredit Bank AG and their subsidiaries (without own issuances held on own books); Positions within UniCredit Group are excluded, except held for trading purposes

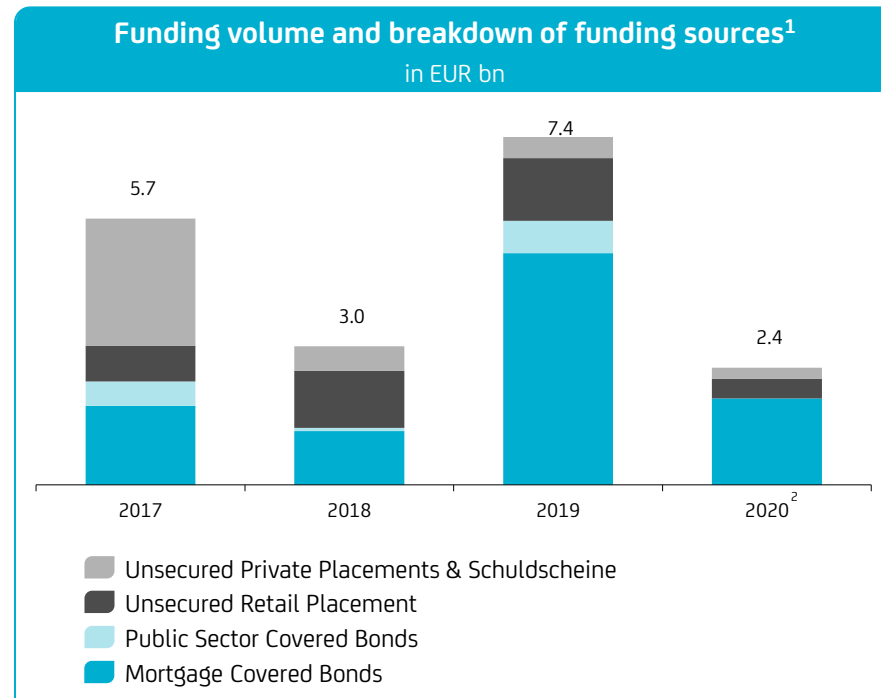


Medium-Long Term Funding: Solid and diversified funding structure



HypoVereinsbank's funding risk continues to remain on a low level due to

- Use of various channels
- Wide range of funding products
- Issuance in multiple asset classes and markets
- Well diversified group of investors



¹ Calculation incl. forward transactions, without Other M/L Term Funding and Supranational Funding

² executed funding volume until 31/03/2020



Ratings of HypoVereinsbank reflect robust business model and strong focus on the German market

- 1
- 2
- 3
- 4
- 5
- 6

Funding

MOODY'S

**STANDARD
& POOR'S**

**Fitch
Ratings**

Long-term/Outlook/ Short-term	Counterparty Rating: A1/-/P-1 Deposits: A2/neg/P-1 Issuer Rating: A2/neg Sen. Unsec.: A2/neg/P-1 Jr. Sen. Unsec.: Baa3	Resolution Counterparty Rating: A-/-/A-2 Issuer Credit Rating: BBB+/neg/A-2 Sen. Unsec.: BBB+/-/A-2 Sen. Subord.: BBB	Derivative Counterparty Rating: BBB+(dcr) Deposits: BBB+/-/F2 Issuer Default Rating: BBB/neg/F2 Sen. Preferred: BBB+/-/F2 Non-Preferred Sen. Unsec.: BBB
Stand-alone Rating	baa2	bbb+	bbb
Public Sector Covered Bonds/Outlook	Aaa/-	-	AAA/stable
Mortgage Covered Bonds/Outlook	Aaa/-	-	AAA/negative

Ratings as of 03/06/2020



Agenda

- ① HypoVereinsbank at a glance
- ② Update on latest results
- ③ Funding
- ④ Cover pool**
- ⑤ Annex
- ⑥ Contacts



From the first Communal Obligation in 1871 to the USD Public Pfandbrief in 2019

1 2 3 4 5 6

Cover pool



- In **1869** the “**Bayerische Vereinsbank**” received the permission to issue Pfandbrief
- Since this time the Pfandbrief has always been one of the **main refinancing instruments** of the bank and HVB has established itself as a permanent issuer in the Capital markets
- **150 years** (and billions of Pfandbriefe) later it was about time to launch the **first USD** denominated Public Pfandbrief



HypoVereinsbank and its Pfandbrief History

- 1
- 2
- 3
- 4
- 5
- 6

Cover pool

King Frederick II decreed the first mortgage bond in Germany, referred to as "Pfandbrief"

1769



King Max II introduced the modern Pfandbrief system in Bavaria

1864

Foundation of Bayerische Vereinsbank

1869



Formation of a powerful mortgage bank: HypoVereinsbank
Merger of Bayerische Hypotheken- und Wechsel Bank and Bayerische Vereinsbank

1998

HypoVereinsbank becomes part of UniCredit Group

2005

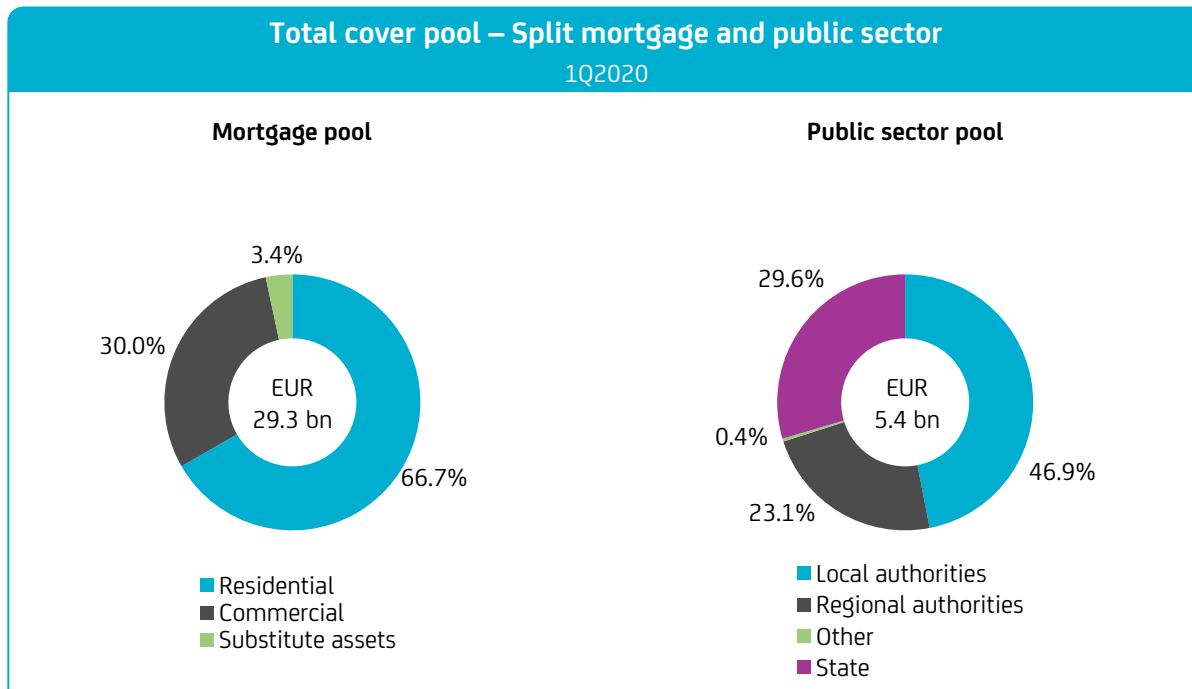


HypoVereinsbank's cover pool at a glance: A strong Pfandbrief house

1 2 3 4 5 6

Cover pool

As of 31/03/2020	Mortgage	Public
Pool type	Dynamic	
Cover pool (EUR m)		
Nominal value ¹	28,284	5,411
Net present value	32,567	6,203
Substitute assets	995	0
Total number of loans	152,833	1,779
Fixed rate loans	79.8%	64.2%
Floating rate loans	20.2%	35.8%
Outstanding issues (EUR m)		
Nominal value	24,580	3,743
Net present value	26,254	4,151
Overcollateralisation²	19.1%	44.5%



¹Excluding substitute assets

²OC calculated with nominal values of cover pool and outstanding issues



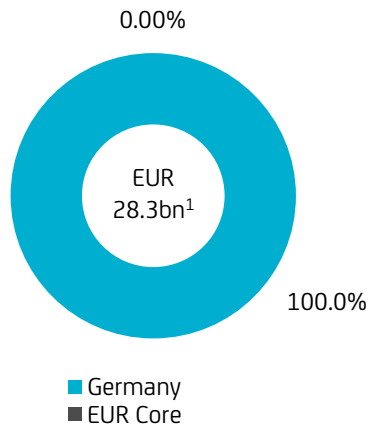
Mortgage cover pool with purely German assets

1 2 3 4 5 6

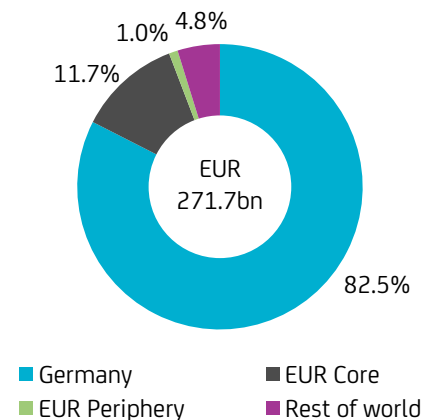
Cover pool

- As one of the oldest Pfandbrief players in Germany, HypoVereinsbank is well acquainted with the characteristics of the highly regulated German market
- With exclusively German assets in the mortgage cover pool, HypoVereinsbank benefits from the country's solid and reliable economic situation
- With 17.5 percent, the non-German exposure of the members of the Association of German Pfandbrief Banks (vdp) is substantially higher compared to HypoVereinsbank

Cover pool HypoVereinsbank²
1Q2020



Cover pool all vdp-members²
4Q2019



¹Without further cover assets

²EUR Core: B, DK, F, FIN, GB, LUX, NL, AUT, PL, S, CZ, LIE, EU; EUR Periphery: BUL, EST, GR, IT, IRL, LET, LIT, MALT, PORT, RO, SLO, SK, ESP, HU, CY; Rest of world: ISL, NOR, CH, JAP, CAN, USA



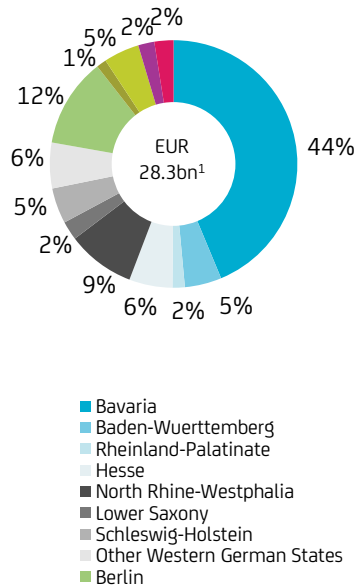
Mortgage cover pool with solid foothold in economically strong Bavaria

1 2 3 4 5 6

Cover pool

- HypoVereinsbank mortgage cover pool is mostly concentrated in economically strong federal state Bavaria where the bank has strongest presence
- The non-Bavarian mortgage cover pool is well diversified between the capital Berlin and the remaining federal states
- Mortgages of up to three hundred thousand Euros account for almost 50 percent of the entire mortgage cover pool basing it on a wide and solid foundation

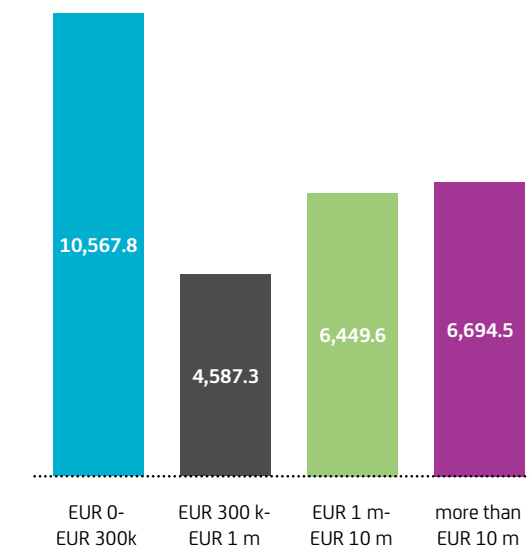
Mortgage cover pool by location¹
1Q2020



Mortgage cover pool by size¹

1Q2020 in EUR m

Total EUR 28,284m



¹Without further cover assets in accordance with section 19 (1) PfandBG



High quality mortgage cover pool due to consistent risk management

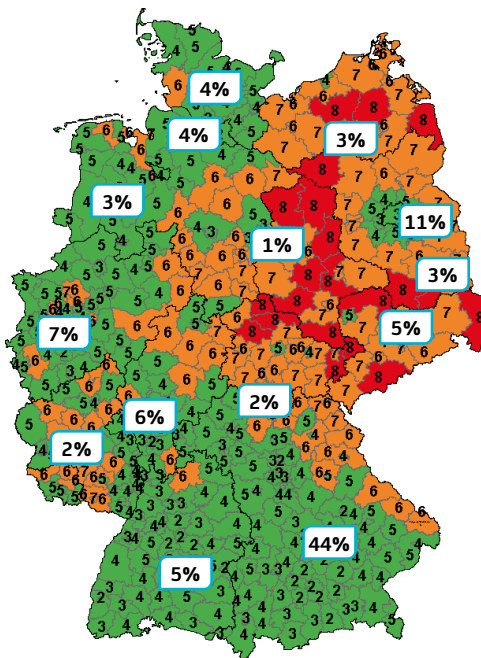
1 2 3 **4** 5 6

Cover pool

Consistent risk management

- Internal risk map based on empirical data from decades serves as basis for Loan-to-value (LTV) limits
- All focus areas of HypoVereinsbank's mortgage cover pool in low risk regions
- Majority of the mortgage cover pool with a LTV <100%

Risk map residential real estate¹



Loan-to-value limits

for retail and private banking clients

Division	Risk color	LTV limit ²	
		Owner-occupied	Buy to let
Retail		95%	80%
Retail		85%	70%
Retail		70%	no financing
Private Banking		100%	100%
Private Banking		70%	70%

¹As of 4Q2015

²Loan-to-value limits are calculated on the basis of market values derived from internal calculations (System Wertweiser, KRQ and on-site visit)



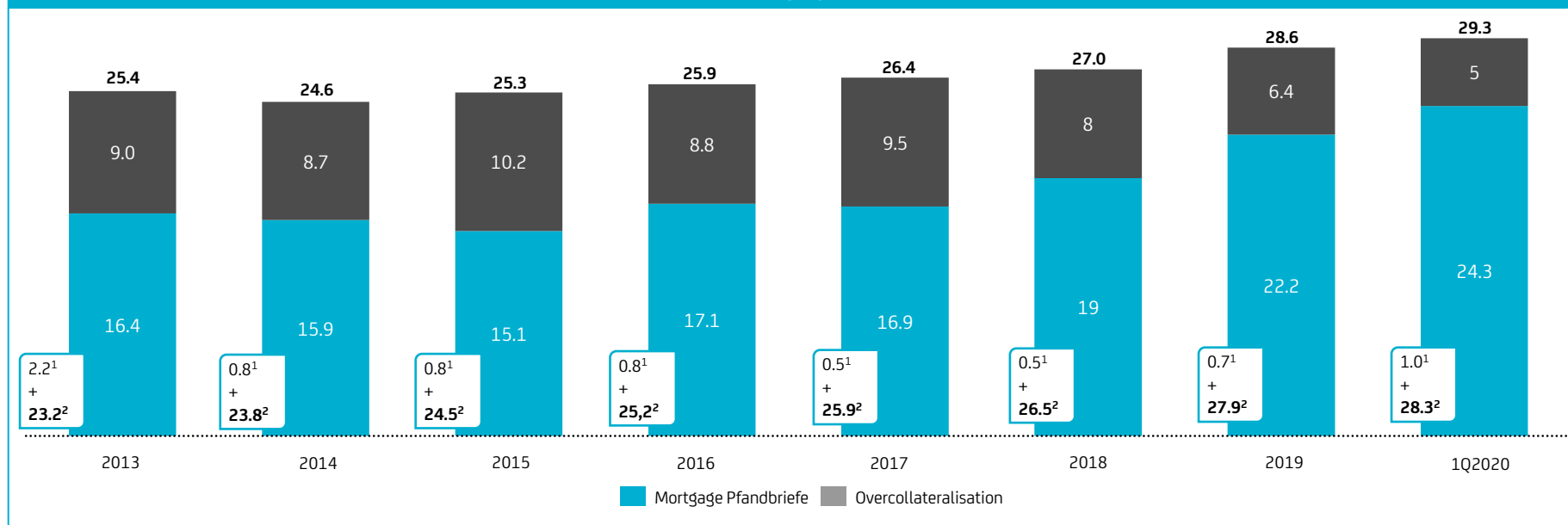
Investors benefit from high level of overcollateralization of outstanding Pfandbriefe

1 2 3 **4** 5 6

Cover pool

Total mortgage cover pool development and nominal overcollateralization in historical comparison

in EUR bn



¹Further cover assets in accordance with section 19 (1) German Pfandbrief Act

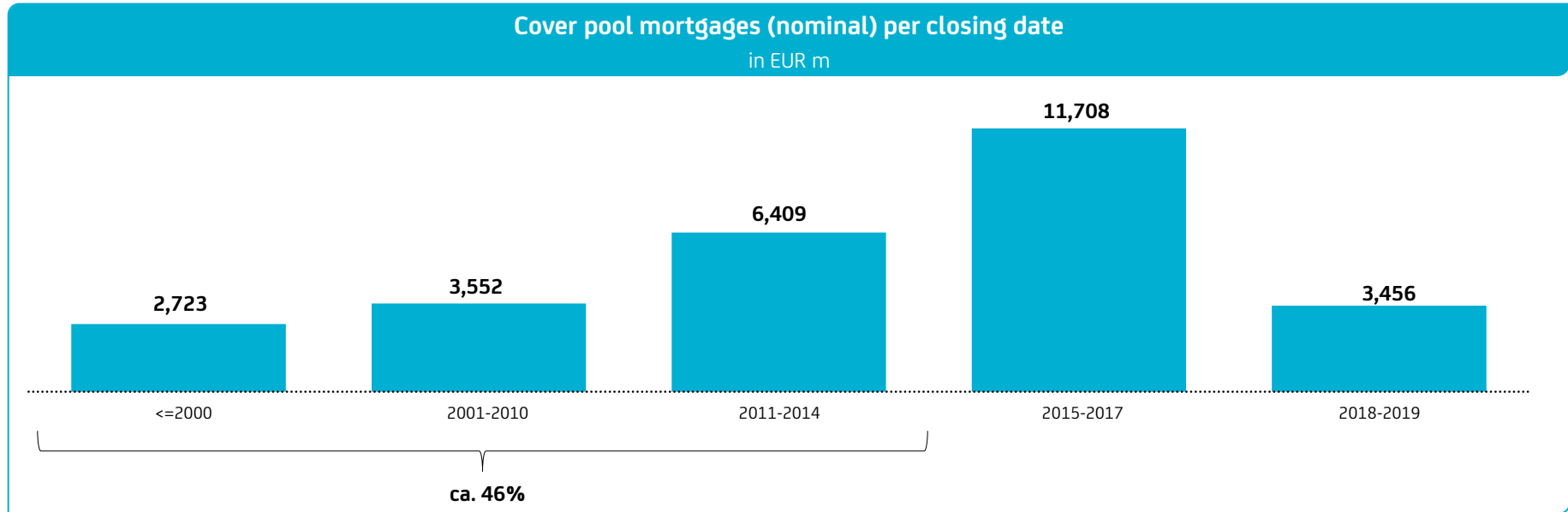
²Mortgage cover assets: There are no derivatives and foreign currency assets used as cover for Mortgage Pfandbriefe



High percentage of long lasting client relationship minimizes risk

1 2 3 4 5 6

Cover pool



- Roughly 46% of HypoVereinsbank's cover pool mortgages date back to more than five years
- Reliable and predictable customer base due to long term client relationship



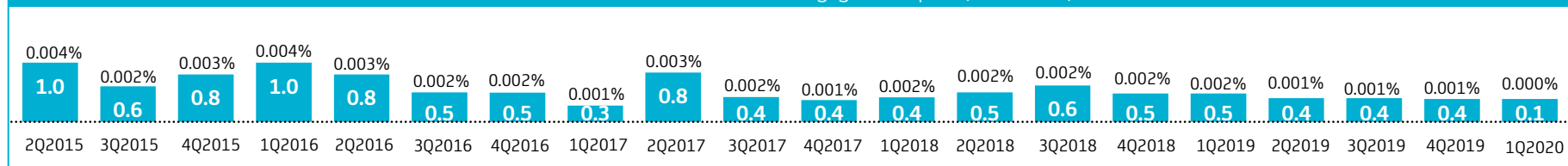
Excellent payment discipline: Arrear ratio¹ below 0.005% for years

1 2 3 4 5 6

Cover pool

Payments in Arrears

in EUR m and % share of the mortgage cover pool (arrear ratio)



Total mortgage cover pool

in EUR m



¹Payments more than 90 days overdue in relation to mortgage receivables



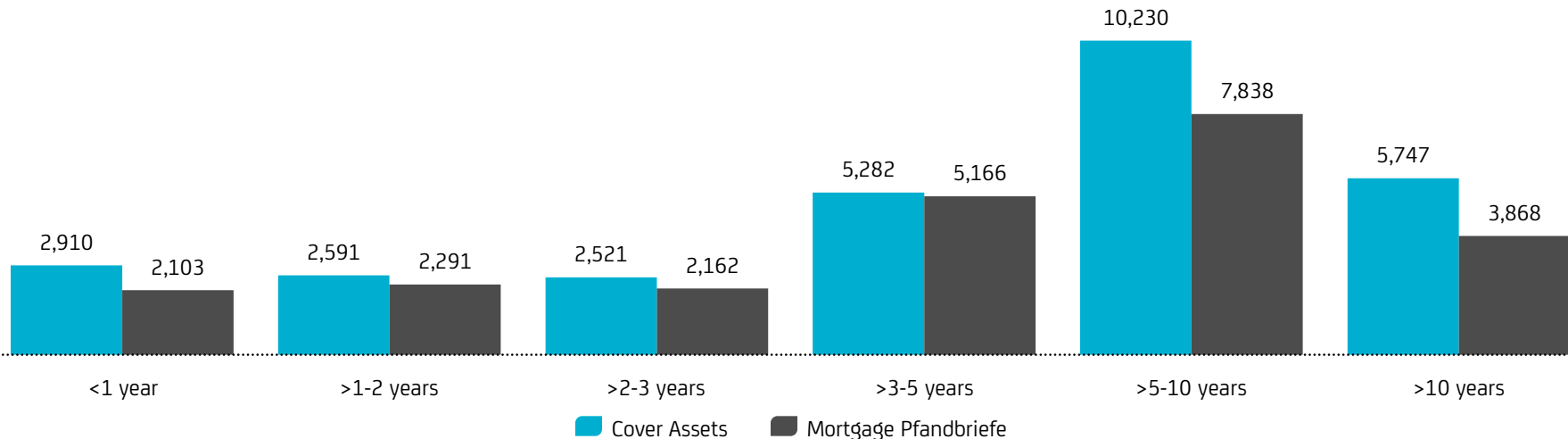
Well matching maturity profiles of mortgages and Pfandbrief issues

1 2 3 4 5 6

Cover pool

Maturity structure of outstanding mortgage Pfandbriefe versus related cover assets 1Q2020

in EUR m



Agenda

- ① HypoVereinsbank at a glance
- ② Update on latest results
- ③ Funding
- ④ Cover pool
- ⑤ **Annex**
- ⑥ Contacts



Overview of benchmark issues

1 2 3 4 5 6 7

Funding

COVERED Bonds – Benchmark issues since 2019

Pfandbrief Type	Initial Tenor and Interest Type	Issued Volume	Issue Date	Maturity	Spread
Mortgage Pfandbriefe	10Y. FXD RATE	EUR 0.50 bn	Jan-19	Jan-29	midswap +15bps
Mortgage Pfandbriefe	Tap 10Y. FXD RATE	EUR 0.50 bn	Feb-19	Jan-29	midswap +11bps
Mortgage Pfandbriefe	15Y. FXD RATE	EUR 1.00 bn	May-19	May-34	midswap +8bps
Public Sector Pfandbriefe	3Y. FXD Rate	USD 0.50 bn	Jul-19	Jul-22	Libor +32
Mortgage Pfandbriefe	5Y. FXD Rate	EUR 0.75 bn	Sep-19	Sep-24	midswap +3bps
Mortgage Pfandbriefe	8Y. FXD Rate	EUR 1.00 bn	Nov-19	Nov-27	midswap +4bps
Mortgage Pfandbriefe	12Y. FXD Rate	EUR 1.25 bn	Jan-20	Jan-32	midswap +6bps



Agenda

- ① HypoVereinsbank at a glance
- ② Update on latest results
- ③ Funding
- ④ Cover pool
- ⑤ Annex
- ⑥ Contacts**



Your contacts

1 2 3 4 5 6

Contacts

Corporate & Investment Banking

Holger Oberfrank
Co-Head of Treasury
Tel. +49 89 378-15100
Holger.Oberfrank@unicredit.de

Pier Mario Satta
Head of Finance
Tel. +49 89 378-13040
PierMario.Satta@unicredit.de

Publication of Cover Pool data according to § 28 Pfandbriefact:

<https://www.hypovereinsbank.de/hvb/ueberuns/investor-relations-en/emissions-collateral/data-on-collateral-pool>

Imprint

UniCredit Bank AG
Arabellastraße 12
D-81925 Munich



Disclaimer

This publication is presented to you by:

Corporate & Investment Banking
UniCredit Bank AG
Arabellastr. 12
D-81925 Munich

The information in this publication is based on carefully selected sources believed to be reliable. However we do not make any representation as to its accuracy or completeness. Any opinions herein reflect our judgement at the date hereof and are subject to change without notice. Any investments presented in this report may be unsuitable for the investor depending on his or her specific investment objectives and financial position. Any reports provided herein are provided for general information purposes only and cannot substitute the obtaining of independent financial advice. Private investors should obtain the advice of their banker/broker about any investments concerned prior to making them. Nothing in this publication is intended to create contractual obligations. Corporate & Investment Banking of UniCredit consists of UniCredit Bank AG, Munich, UniCredit Bank Austria AG, Vienna, UniCredit S.p.A., Rome and other members of the UniCredit. UniCredit Group and its subsidiaries are subject to regulation by the European Central Bank. In addition UniCredit Bank AG is regulated by the Federal Financial Supervisory Authority (BaFin), UniCredit Bank Austria AG is regulated by the Austrian Financial Market Authority (FMA) and UniCredit S.p.A. is regulated by both the Banca d'Italia and the Commissione Nazionale per le Società e la Borsa (CONSOB).

Note to UK Residents:

In the United Kingdom, this publication is being communicated on a confidential basis only to clients of Corporate & Investment Banking of UniCredit (acting through UniCredit Bank AG, London Branch) who (i) have professional experience in matters relating to investments being investment professionals as defined in Article 19(5) of the Financial Services and Markets Act 2000 (Financial Promotion) Order 2005 ("FPO"); and/or (ii) are falling within Article 49(2) (a) – (d) ("high net worth companies, unincorporated associations etc.") of the FPO (or, to the extent that this publication relates to an unregulated collective scheme, to professional investors as defined in Article 14(5) of the Financial Services and Markets Act 2000 (Promotion of Collective Investment Schemes) (Exemptions) Order 2001 and/or (iii) to whom it may be lawful to communicate it, other than private investors (all such persons being referred to as "Relevant Persons"). This publication is only directed at Relevant Persons and any investment or investment activity to which this publication relates is only available to Relevant Persons or will be engaged in only with Relevant Persons. Solicitations resulting from this publication will only be responded to if the person concerned is a Relevant Person. Other persons should not rely or act upon this publication or any of its contents.

The information provided herein (including any report set out herein) does not constitute a solicitation to buy or an offer to sell any securities. The information in this publication is based on carefully selected sources believed to be reliable but we do not make any representation as to its accuracy or completeness. Any opinions herein reflect our judgement at the date hereof and are subject to change without notice.

We and/or any other entity of Corporate & Investment Banking of UniCredit may from time to time with respect to securities mentioned in this publication (i) take a long or short position and buy or sell such securities; (ii) act as investment bankers and/or commercial bankers for issuers of such securities; (iii) be represented on the board of any issuers of such securities; (iv) engage in "market making" of such securities; (v) have a consulting relationship with any issuer. Any investments discussed or recommended in any report provided herein may be unsuitable for investors depending on their specific investment objectives and financial position. Any information provided herein is provided for general information purposes only and cannot substitute the obtaining of independent financial advice.

UniCredit Bank AG London Branch, Moor House, 120 London Wall, London, EC2Y 5ET, is subject to regulation by the European Central Bank (ECB) and is authorised by Bundesanstalt für Finanzdienstleistungsaufsicht (BaFin) and subject to limited regulation by the Financial Conduct Authority and Prudential Regulation Authority. Details about the extent of our regulation by the Financial Conduct Authority and Prudential Regulation Authority are available from us on request.

Notwithstanding the above, if this publication relates to securities subject to the Prospectus Directive (2005) it is sent to you on the basis that you are a Qualified Investor for the purposes of the directive or any relevant implementing legislation of a European Economic Area ("EEA") Member State which has implemented the Prospectus Directive and it must not be given to any person who is not a Qualified Investor. By being in receipt of this publication you undertake that you will only offer or sell the securities described in this publication in circumstances which do not require the production of a prospectus under Article 3 of the Prospectus Directive or any relevant implementing legislation of an EEA Member State which has implemented the Prospectus Directive.

Note to US Residents:

The information provided herein or contained in any report provided herein is intended solely for institutional clients of Corporate & Investment Banking of UniCredit acting through UniCredit Bank AG, New York Branch and UniCredit Capital Markets LLC (together "UniCredit") in the United States, and may not be used or relied upon by any other person for any purpose. It does not constitute a solicitation to buy or an offer to sell any securities under the Securities Act of 1933, as amended, or under any other US federal or state securities laws, rules or regulations. Investments in securities discussed herein may be unsuitable for investors, depending on their specific investment objectives, risk tolerance and financial position.

In jurisdictions where UniCredit is not registered or licensed to trade in securities, commodities or other financial products, any transaction may be effected only in accordance with applicable laws and legislation, which may vary from jurisdiction to jurisdiction and may require that a transaction be made in accordance with applicable exemptions from registration or licensing requirements.

All information contained herein is based on carefully selected sources believed to be reliable, but UniCredit makes no representations as to its accuracy or completeness. Any opinions contained herein reflect UniCredit's judgement as of the original date of publication, without regard to the date on which you may receive such information, and are subject to change without notice.

UniCredit may have issued other reports that are inconsistent with, and reach different conclusions from, the information presented in any report provided herein. Those reports reflect the different assumptions, views and analytical methods of the analysts who prepared them. Past performance should not be taken as an indication or guarantee of further performance, and no representation or warranty, express or implied, is made regarding future performance.

We and/or any other entity of Corporate & Investment Banking of UniCredit may from time to time, with respect to any securities discussed herein: (i) take a long or short position and buy or sell such securities; (ii) act as investment and/or commercial bankers for issuers of such securities; (iii) be represented on the board of such issuers; (iv) engage in "market-making" of such securities; and (v) act as a paid consultant or adviser to any issuer.

The information contained in any report provided herein may include forward-looking statements within the meaning of US federal securities laws that are subject to risks and uncertainties. Factors that could cause a company's actual results and financial condition to differ from its expectations include, without limitation: Political uncertainty, changes in economic conditions that adversely affect the level of demand for the company's products or services, changes in foreign exchange markets, changes in international and domestic financial markets, competitive environments and other factors relating to the foregoing. All forward-looking statements contained in this report are qualified in their entirety by this cautionary statement.

Corporate & Investment Banking

UniCredit Bank AG
as of 8 June, 2020

